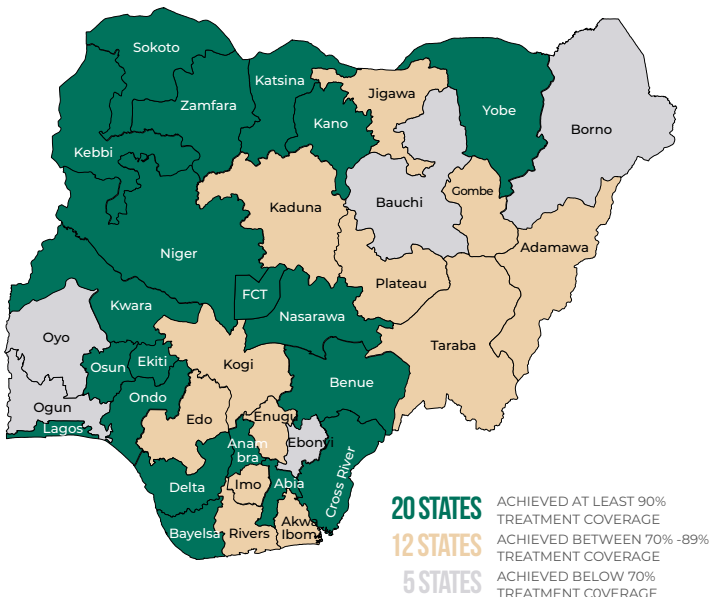




NATIONAL HIV/AIDS EPIDEMIC CONTROL FACTSHEET

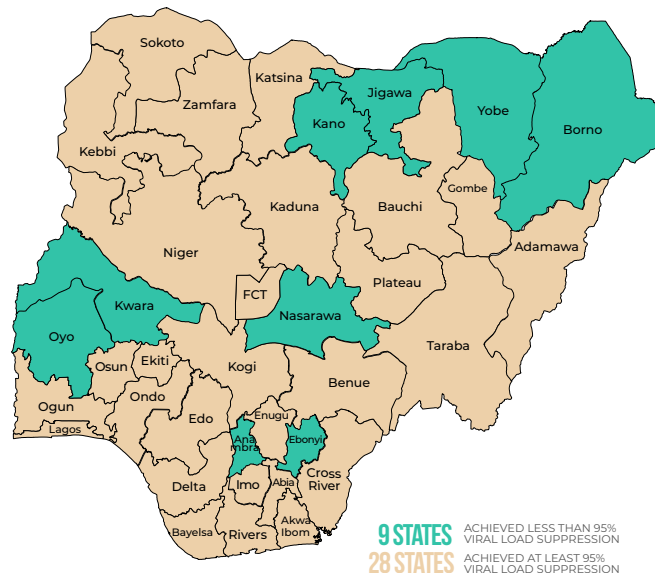
OVERVIEW

TREATMENT COVERAGE
91% (1,781,970)



SEPTEMBER 2023

VIRAL SUPPRESSION
96% (1,329,576)



CASE FINDING

JULY 2023 – SEPTEMBER 2023



2.8M

Clients received HIV Counseling and testing.



53,961

PLHIV identified and reported.

JULY 2023 – SEPTEMBER 2023



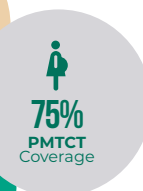
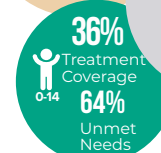
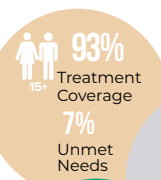
31,518

PLHIV were newly initiated on life-saving treatment.


58%

Linkage rate was recorded among clients who were newly initiated on life-saving treatment.

JULY 2023 – SEPTEMBER 2023



HOW THE GOVERNMENT CAN CONTRIBUTE



Enact Health policy and legislation to remove all user fee for pregnant women and under-5 children



Support with the provision of Rapid HIV Test Kits (RTK) and Asante Rapid Test Kits for recent infection.



Engage more healthcare workers of different cadre especially the hard-to-reach areas.



Commit at least 0.5% of state revenue to fund HIV program and promote Government-led ownership and coordination of ingenious health programs that will improve the health of state residents through Ministries, Departments, and Agencies.

1ST 95 **90%**

1,750,452

People living with HIV (PLHIV)

2ND 95 **102%**

1,781,970

PLHIV on Antiretroviral treatment (ART)

3RD 95 **75%**

1,329,576

Viral Suppression



NASCOP
National AIDS, Viral Hepatitis and STIs Control Programme
Federal Ministry of Health

