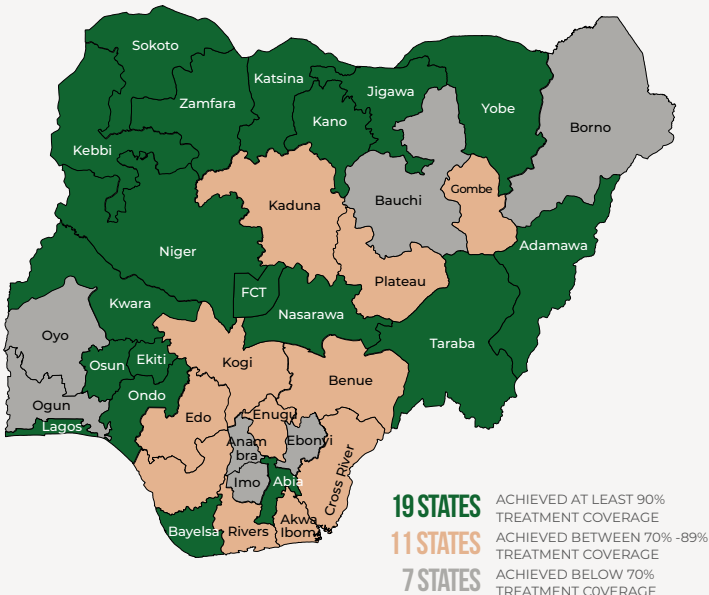




NATIONAL HIV/AIDS EPIDEMIC CONTROL FACTSHEET

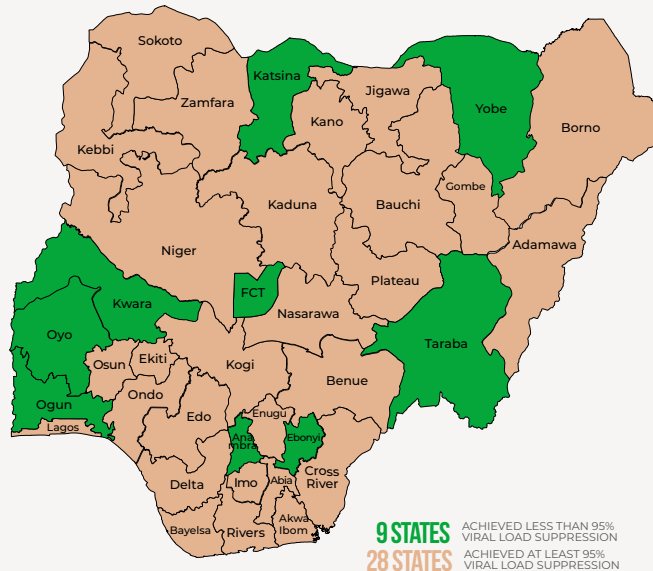
OVERVIEW

TREATMENT COVERAGE
85% (2,715,392)



DECEMBER 2023

VIRAL SUPPRESSION
96% (2,241,584)



CASE FINDING

OCTOBER 2023 – DECEMBER 2023



3.9M

Clients received HIV Counseling and testing.



37,842

PLHIV identified and reported.

OCTOBER 2023 – DECEMBER 2023



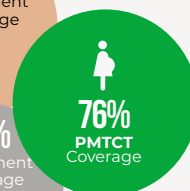
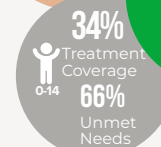
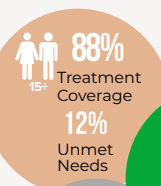
49,800

PLHIV were newly initiated on life-saving treatment.

132%

Linkage rate was recorded among clients who were newly initiated on life-saving treatment.

OCTOBER 2023 – DECEMBER 2023



HOW THE GOVERNMENT CAN CONTRIBUTE



Enact Health policy and legislation to remove all user fee for pregnant women and under-5 children



Support with the provision of Rapid HIV Test Kits (RTK) and Asante Rapid Test Kits for recent infection.



Engage more healthcare workers of different cadre especially the hard-to-reach areas.



Commit at least 0.5% of state revenue to fund HIV program and promote Government-led ownership and coordination of ingenious health programs that will improve the health of state residents through Ministries, Departments, and Agencies.

1ST 95 **100%**

3,535,295

People living with HIV (PLHIV)

2ND 95 **77%**

2,715,392

PLHIV on Antiretroviral treatment (ART)

3RD 95 **128%**

2,241,584

Viral Suppression



NASCOP
National AIDS, Viral Hepatitis and STIs Control Programme
Federal Ministry of Health

